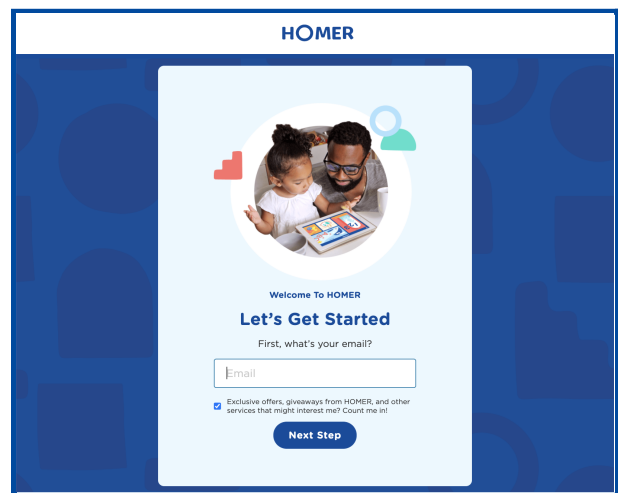


HOMER Sign-Up Instructions for Families

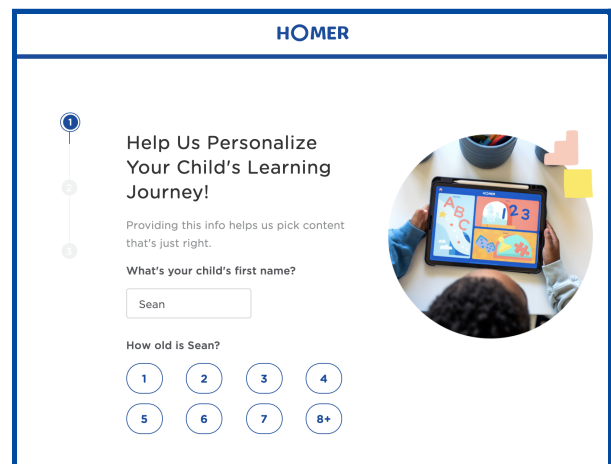
Welcome, Mississippi families - the Mississippi Department of Education has purchased HOMER, an early learning program that builds skills for school and life, for your children to use at home! The *HOMER Learn & Grow* app takes kids on a personalized learning journey that boosts their confidence and grows with them. Please follow these instructions to create your account for at-home use!

Creating Your Account

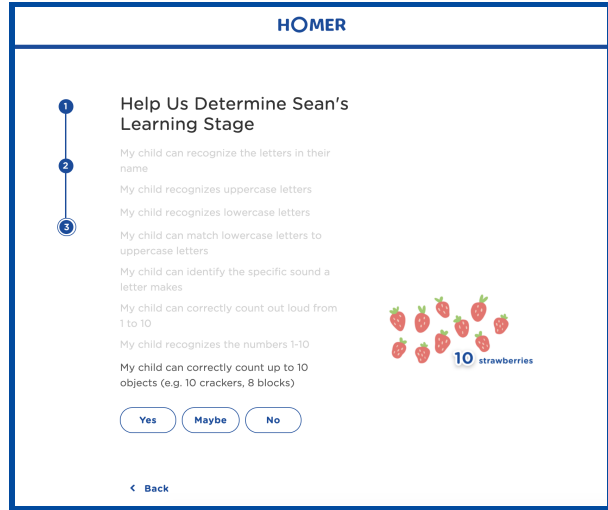
1. After opening the HOMER link provided to you by your school, enter your email address and click *Next Step*.



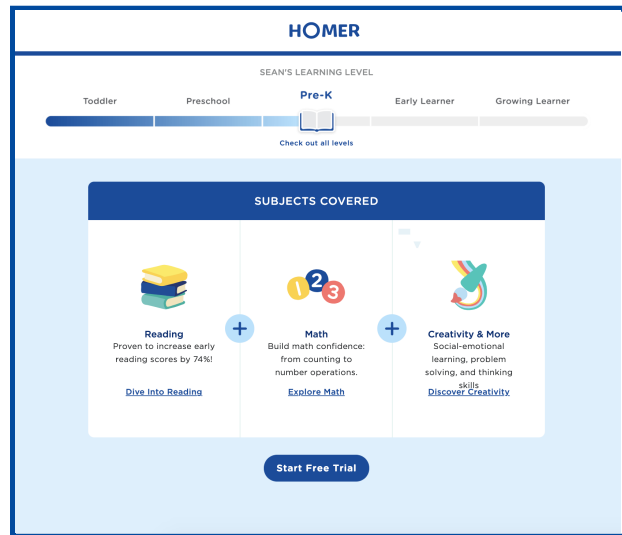
2. Enter your child's name and select their age.



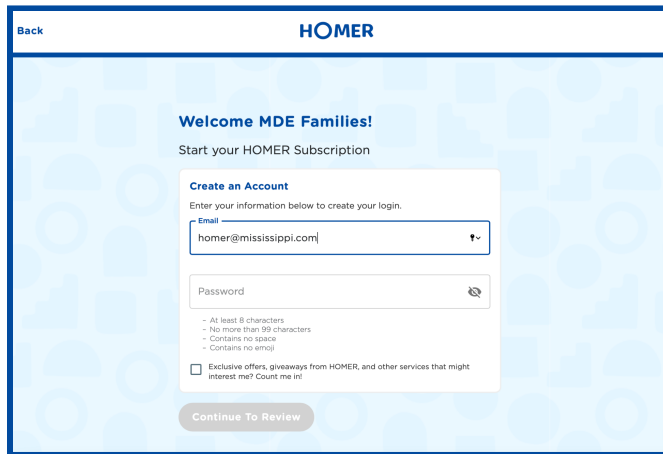
3. Answer questions about your child's learning stage to personalize the app experience.

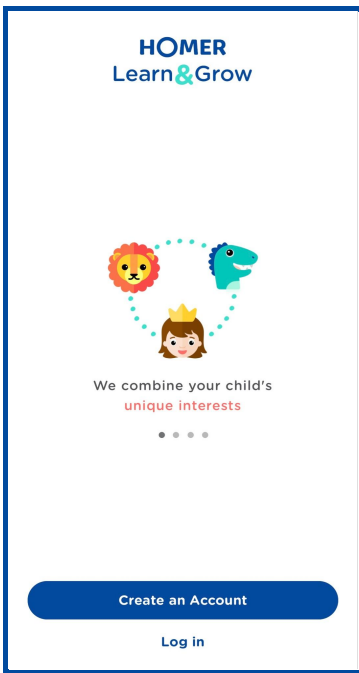


4. On the Subjects Covered page, click *Start Free Trial*.



5. Finish creating your account by inputting your email address and password. No credit card is required and the account will last for a full 12 months after the day the account was created.





Downloading Onto Your Device

After creating your account on our site, please download the *HOMER Learn & Grow* app on any of the following app stores:

- [For iPads and iPhones on the Apple Appstore](#)
- [For Android Devices on the Google Play Store](#)
- [For Fire Tablets on the Amazon App Store](#)

After downloading from your selected app store, tap “I have an account” on the opening screen and sign in with the credentials you created on the HOMER website to access the *HOMER Learn & Grow* app.

Using HOMER

The home screen is where families first land when they enter the *HOMER Learn & Grow* app. In the middle of this screen you'll see a big play button. This button will bring children into the app's main screen, where they can access all of HOMER's content. Grown-ups can also access account settings and switch/add additional child profiles from the home screen.



The *HOMER Learn & Grow* app offers different sections for children to choose. The order of the sections on this main screen changes based on a child's learning level and interests.

The full list of app sections includes reading, math, creativity, stories, songs, practice and games:

- **My Daily Plays**- curated playlists for little ones to jump directly into activities, milestone by milestone
- **Reading** - kids will begin their sequential and personalized reading pathway, with ordered lessons, stories, and games to keep them engaged and learning at their level
- **Math** - kids will learn basic math skills around counting, shapes, and order through fun and engaging lessons and games
- **Creativity** - kids can free-draw or decorate sticker boards with different themes (think - winter sports, or a classroom)
- **Stories** - kids can read (or have read to them) all of HOMER's stories
- **Songs** - kids can listen to all of HOMER's songs
- **Practice** - kids can practice writing, pronouncing and identifying letters and letter sounds
- **Games** - kids can play interactive lessons and games to learn and have fun